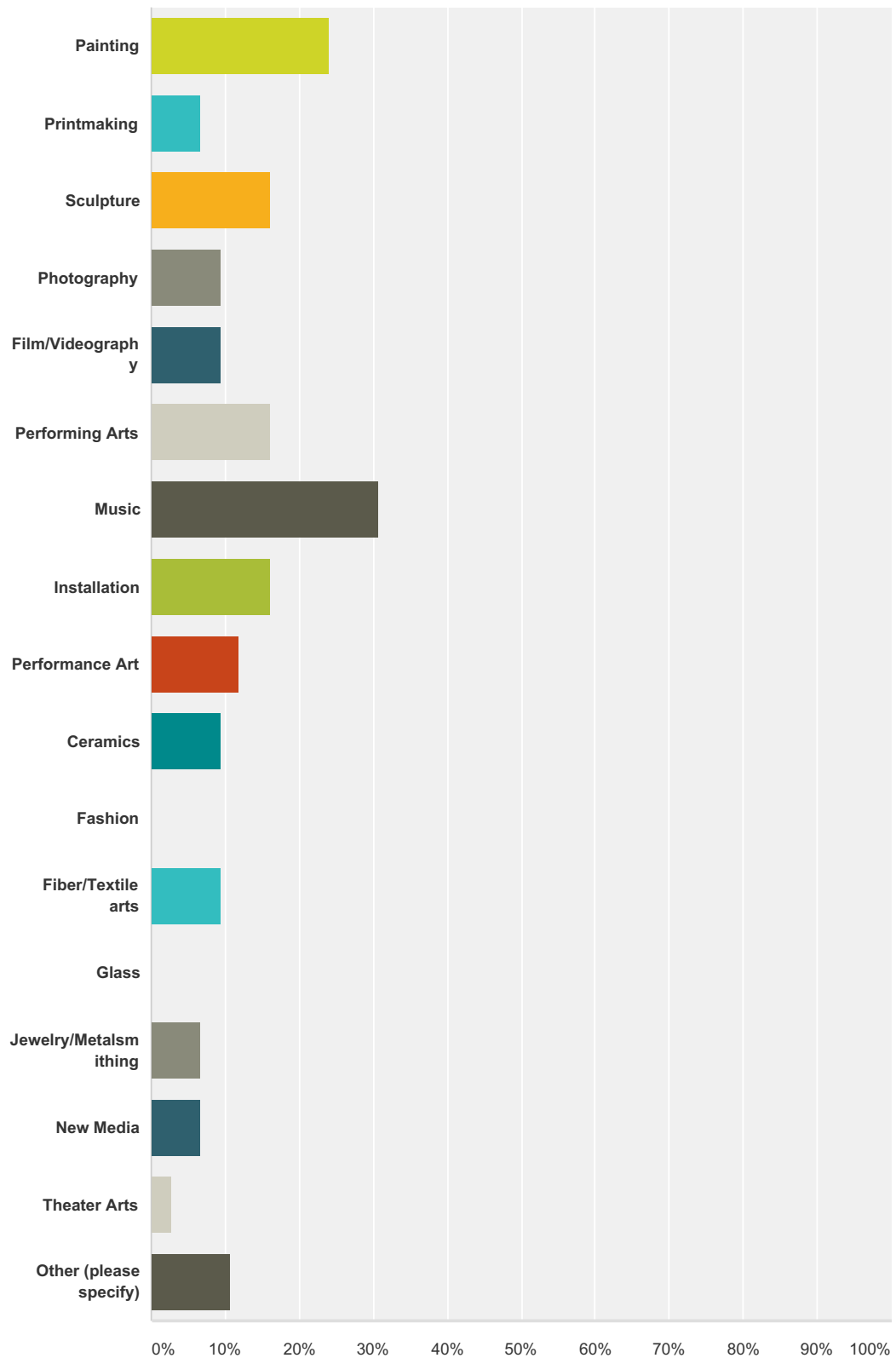


### Q1 What media(s) do you principally work in?

Answered: 75 Skipped: 0

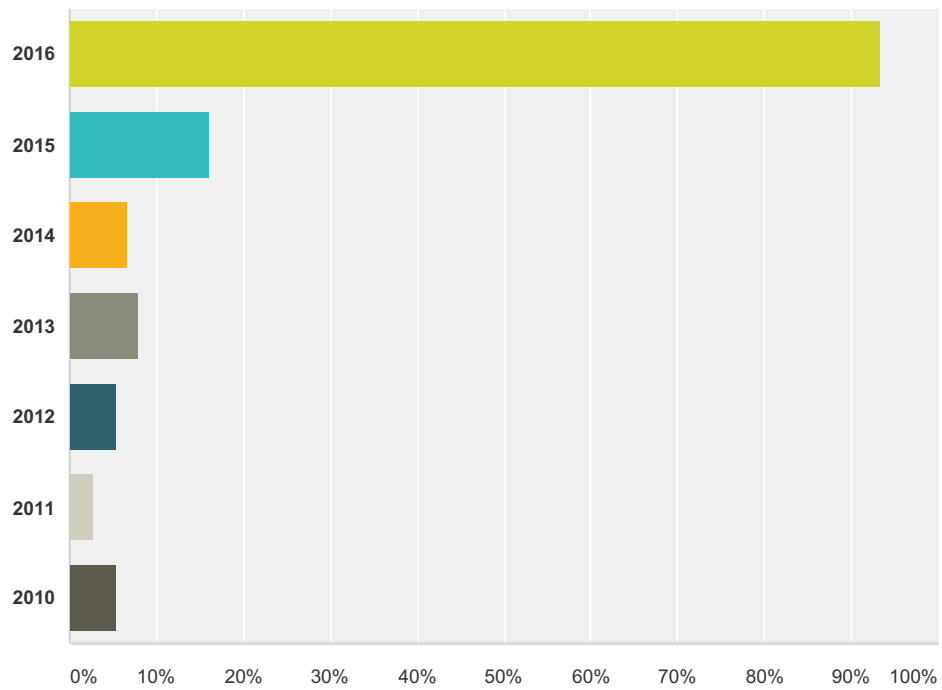


## Homes for Artists

Answer Choices	Responses	
Painting	24.00%	18
Printmaking	6.67%	5
Sculpture	16.00%	12
Photography	9.33%	7
Film/Videography	9.33%	7
Performing Arts	16.00%	12
Music	30.67%	23
Installation	16.00%	12
Performance Art	12.00%	9
Ceramics	9.33%	7
Fashion	0.00%	0
Fiber/Textile arts	9.33%	7
Glass	0.00%	0
Jewelry/Metalsmithing	6.67%	5
New Media	6.67%	5
Theater Arts	2.67%	2
Other (please specify)	10.67%	8
<b>Total Respondents: 75</b>		

## Q2 When were your most recent exhibitions, performances, etc.?

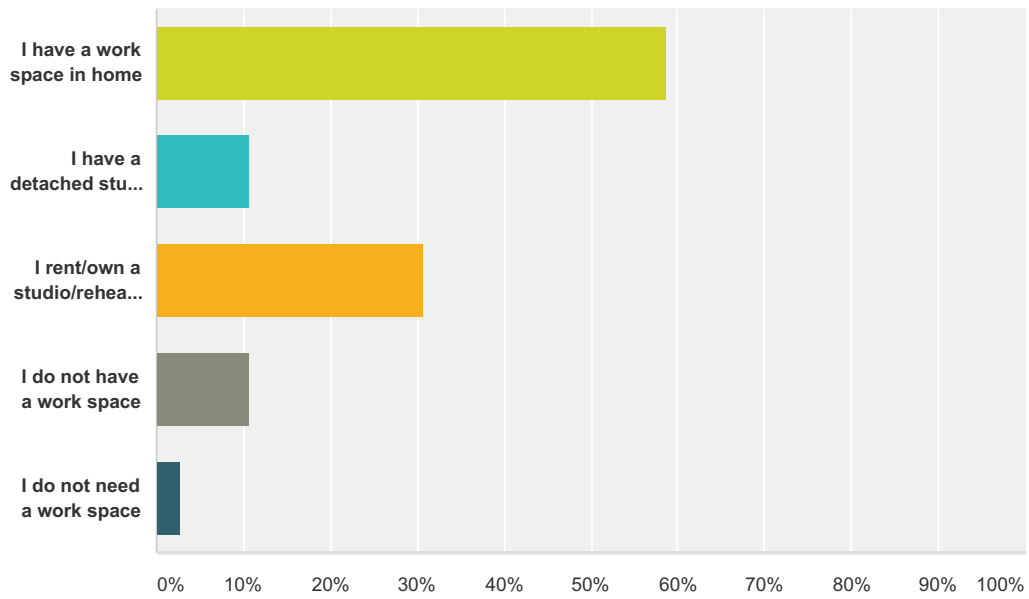
Answered: 75 Skipped: 0



Answer Choices	Responses
2016	93.33% 70
2015	16.00% 12
2014	6.67% 5
2013	8.00% 6
2012	5.33% 4
2011	2.67% 2
2010	5.33% 4
<b>Total Respondents: 75</b>	

### Q3 Where do you do your creative work?

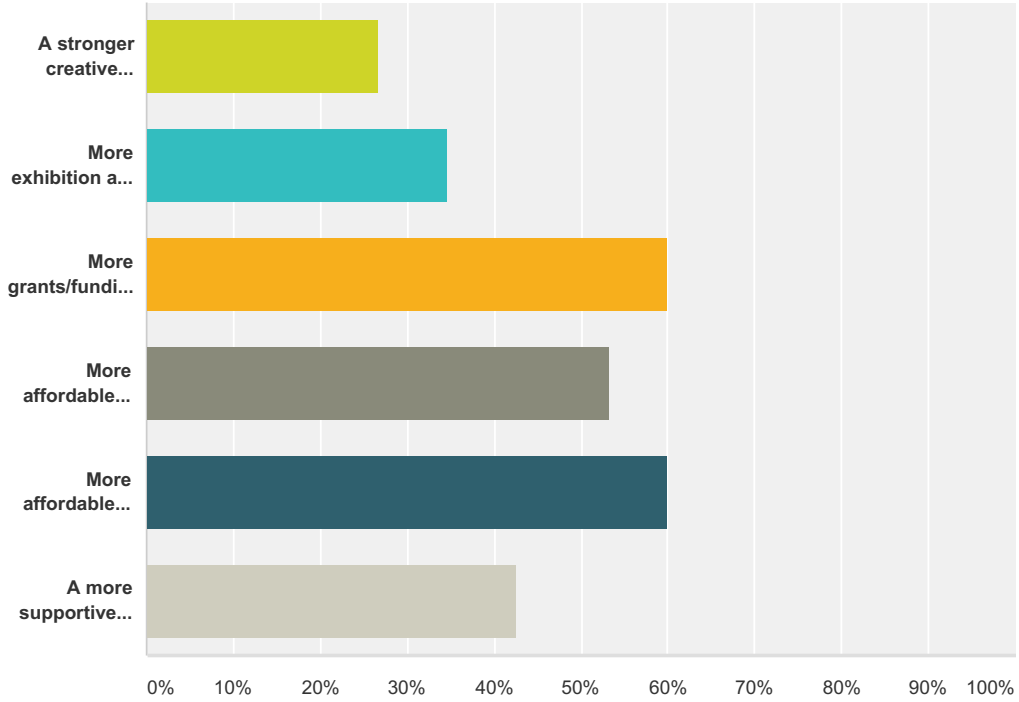
Answered: 75 Skipped: 0



Answer Choices	Responses
I have a work space in home	58.67% 44
I have a detached studio at home	10.67% 8
I rent/own a studio/rehearsal space	30.67% 23
I do not have a work space	10.67% 8
I do not need a work space	2.67% 2
<b>Total Respondents: 75</b>	

**Q4 Which of the following would most support your creative work and life?  
(Choose your top three.)**

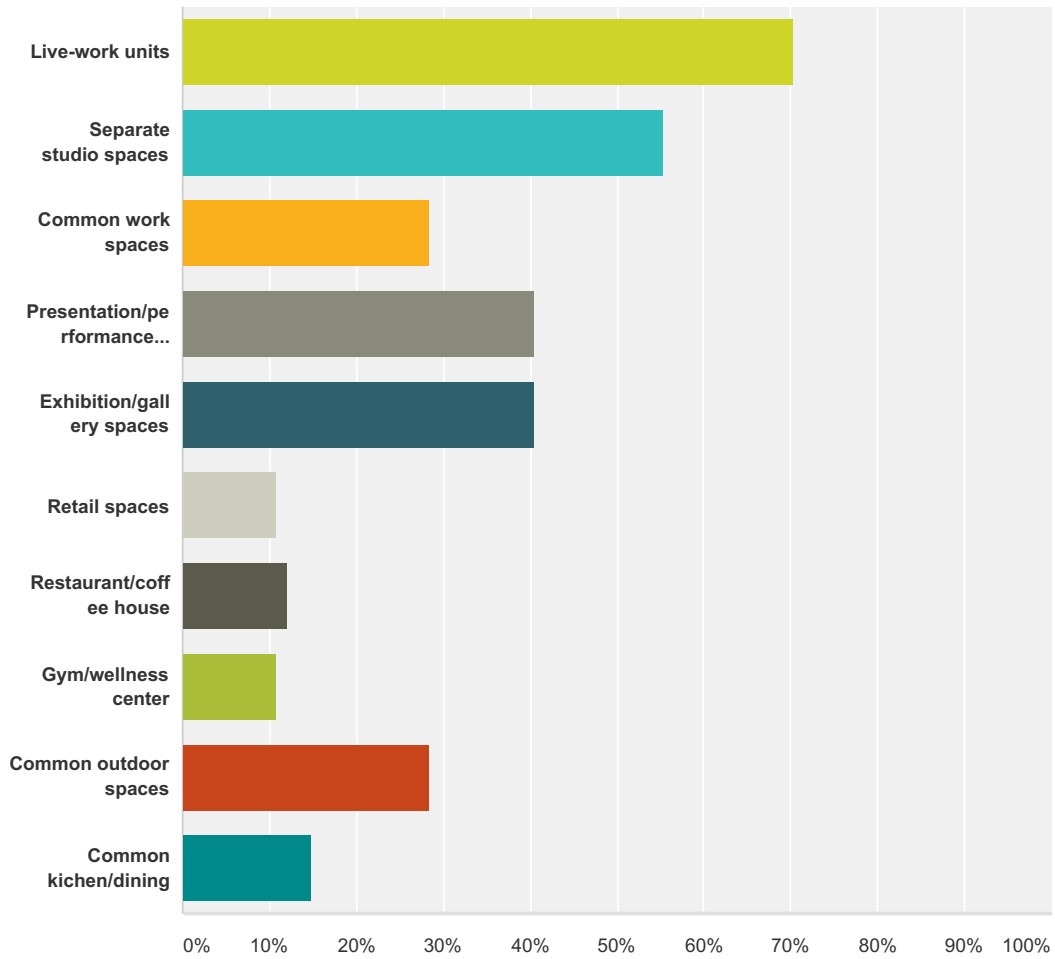
Answered: 75 Skipped: 0



Answer Choices	Responses
A stronger creative community	26.67% 20
More exhibition and performance venues	34.67% 26
More grants/funding for the arts	60.00% 45
More affordable housing for artists	53.33% 40
More affordable studios/rehearsal spaces	60.00% 45
A more supportive culture for the arts	42.67% 32
<b>Total Respondents: 75</b>	

### Q5 What should affordable housing for artists include? (Choose your top three)

Answered: 74 Skipped: 1



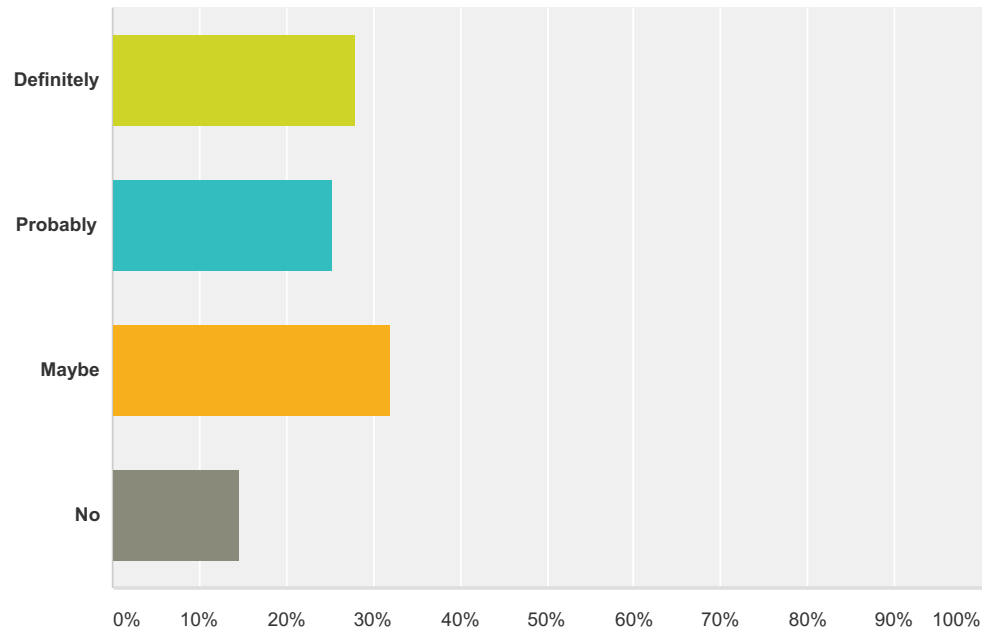
Answer Choices	Responses
Live-work units	70.27% 52
Separate studio spaces	55.41% 41
Common work spaces	28.38% 21
Presentation/performance spaces	40.54% 30
Exhibition/gallery spaces	40.54% 30
Retail spaces	10.81% 8
Restaurant/coffee house	12.16% 9
Gym/wellness center	10.81% 8
Common outdoor spaces	28.38% 21
Common kitchen/dining	14.86% 11

# Homes for Artists

Total Respondents: 74

### Q6 If affordable housing were created for artists in Raleigh would you want to move there?

Answered: 75 Skipped: 0



Answer Choices	Responses
Definitely	28.00% 21
Probably	25.33% 19
Maybe	32.00% 24
No	14.67% 11
<b>Total</b>	<b>75</b>

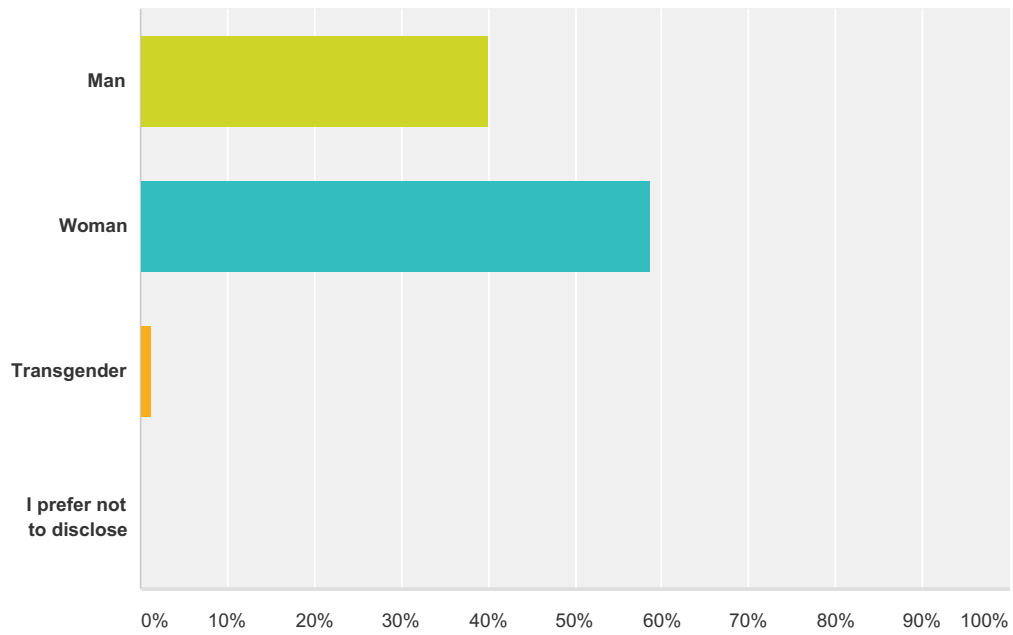


**Q7 Please indicate your 7-digit zip code.**

Answered: 75 Skipped: 0

### Q8 How do you identify your gender?

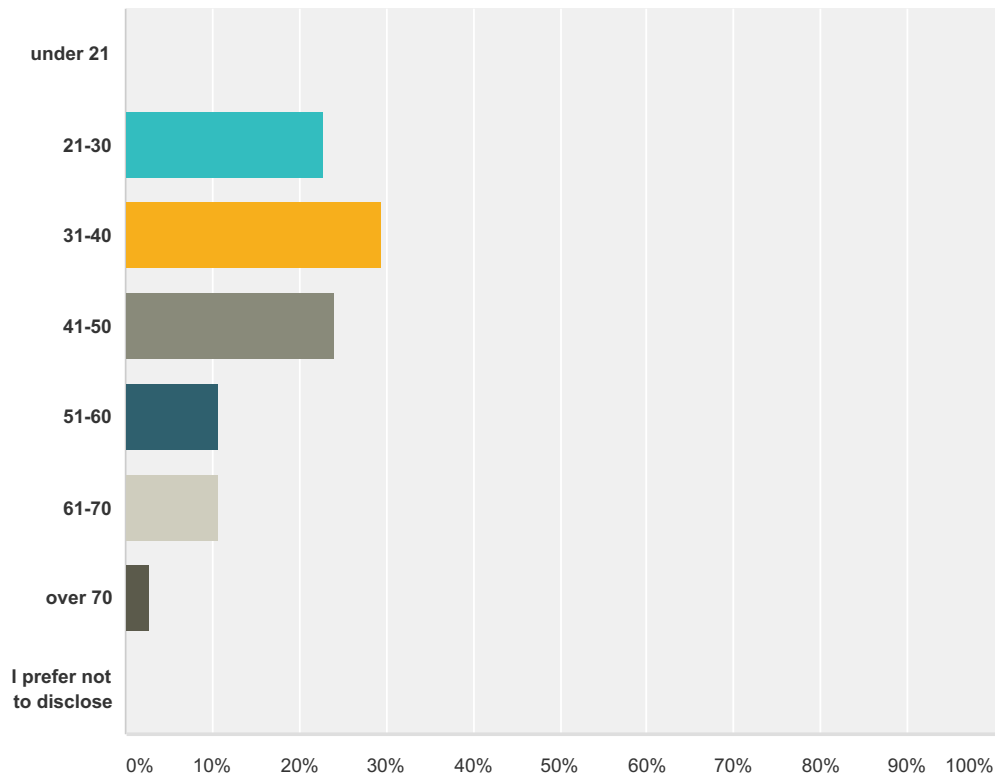
Answered: 75 Skipped: 0



Answer Choices	Responses
Man	40.00% 30
Woman	58.67% 44
Transgender	1.33% 1
I prefer not to disclose	0.00% 0
<b>Total</b>	<b>75</b>

### Q9 What is your age?

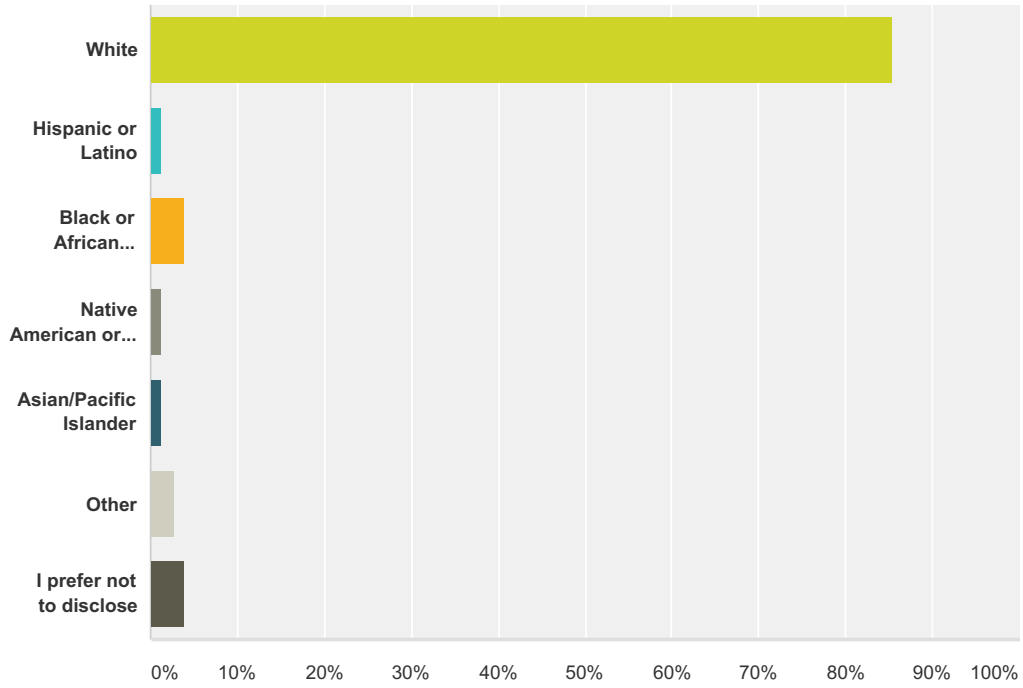
Answered: 75 Skipped: 0



Answer Choices	Responses	Count
under 21	0.00%	0
21-30	22.67%	17
31-40	29.33%	22
41-50	24.00%	18
51-60	10.67%	8
61-70	10.67%	8
over 70	2.67%	2
I prefer not to disclose	0.00%	0
<b>Total</b>		<b>75</b>

### Q10 What is your ethnicity origin (or race)?

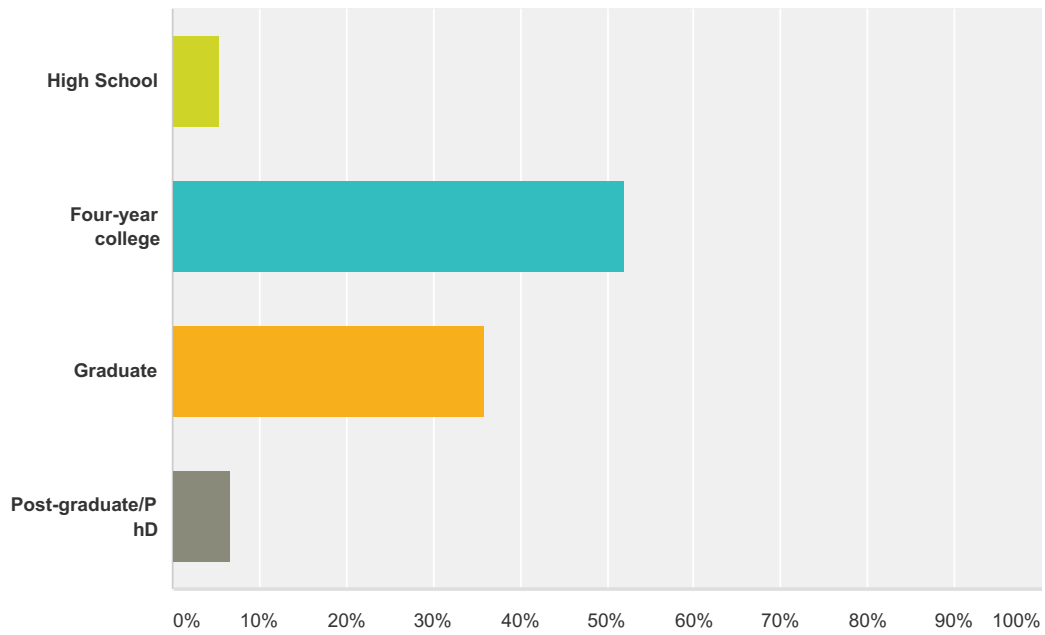
Answered: 75 Skipped: 0



Answer Choices	Responses
White	85.33% 64
Hispanic or Latino	1.33% 1
Black or African American	4.00% 3
Native American or American Indian	1.33% 1
Asian/Pacific Islander	1.33% 1
Other	2.67% 2
I prefer not to disclose	4.00% 3
<b>Total</b>	<b>75</b>

### Q11 What is your highest level of education?

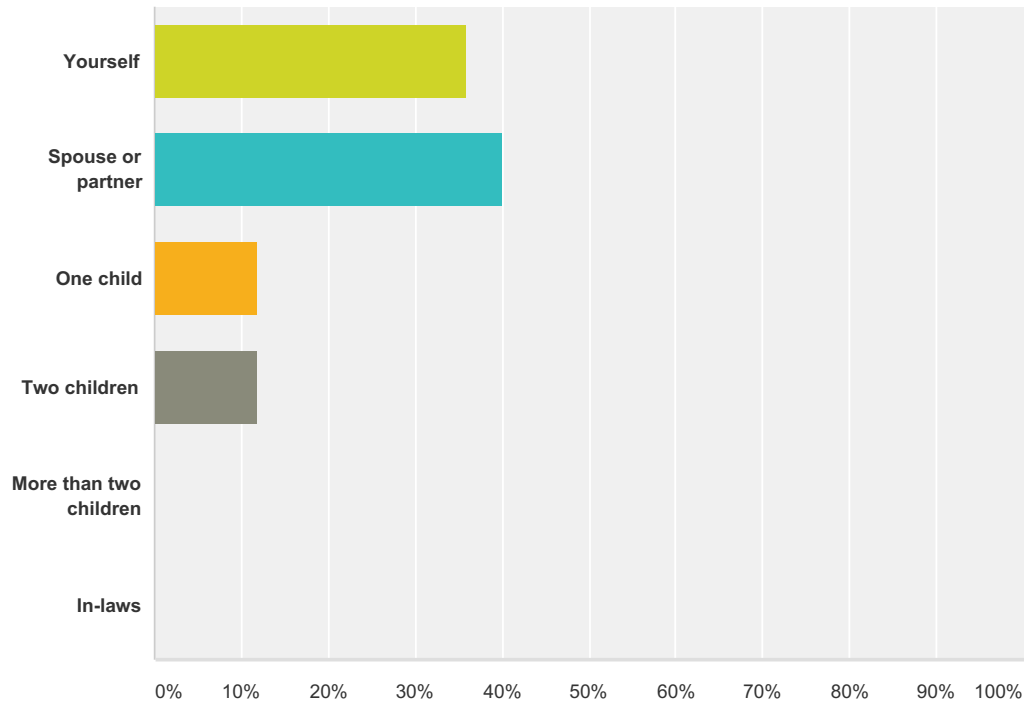
Answered: 75 Skipped: 0



Answer Choices	Responses
High School	5.33% 4
Four-year college	52.00% 39
Graduate	36.00% 27
Post-graduate/PhD	6.67% 5
<b>Total</b>	<b>75</b>

### Q12 What is your family make-up?

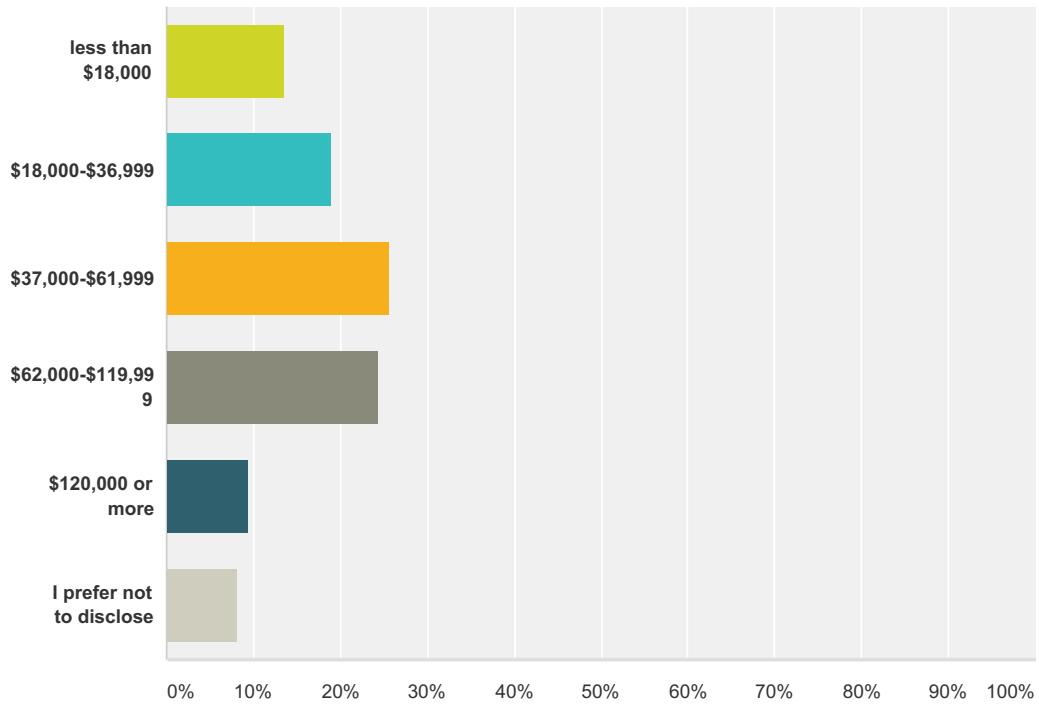
Answered: 75 Skipped: 0



Answer Choices	Responses	
Yourself	36.00%	27
Spouse or partner	40.00%	30
One child	12.00%	9
Two children	12.00%	9
More than two children	0.00%	0
In-laws	0.00%	0
<b>Total</b>		<b>75</b>

### Q13 What is your annual family income? (total gross of all household income)

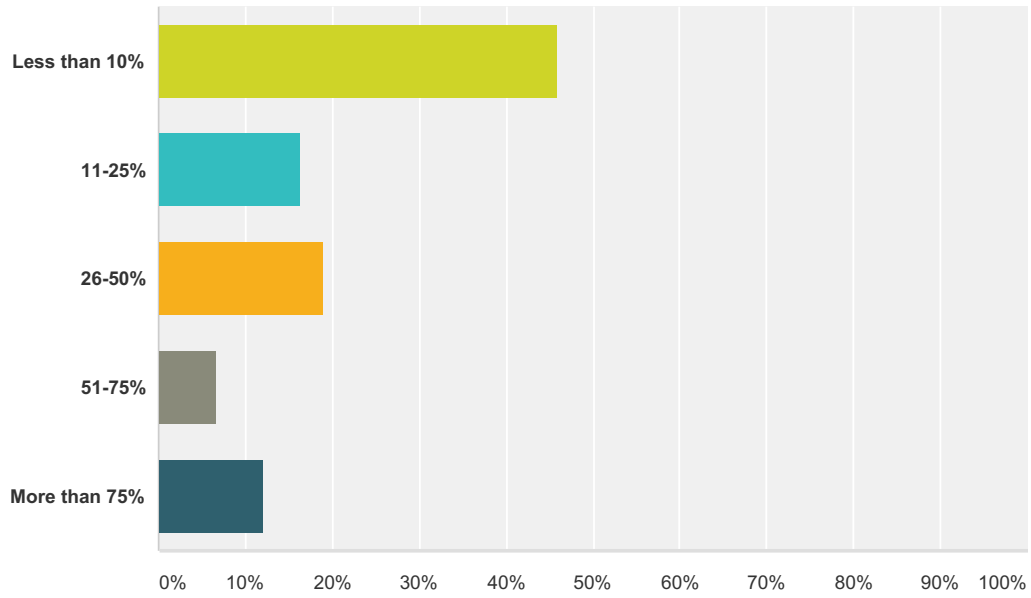
Answered: 74 Skipped: 1



Answer Choices	Responses	
less than \$18,000	13.51%	10
\$18,000-\$36,999	18.92%	14
\$37,000-\$61,999	25.68%	19
\$62,000-\$119,999	24.32%	18
\$120,000 or more	9.46%	7
I prefer not to disclose	8.11%	6
<b>Total</b>		<b>74</b>

### Q14 What percentage of your family income is derived from art/creative work?

Answered: 74 Skipped: 1



Answer Choices	Responses
Less than 10%	45.95% 34
11-25%	16.22% 12
26-50%	18.92% 14
51-75%	6.76% 5
More than 75%	12.16% 9
<b>Total</b>	<b>74</b>